

Adam Johnstone

How to Implement
The 3 Colors
of Love
in Your World

*Implementation Guide for
“Loving Relationships”*

NCD IMPLEMENTATION RESOURCES

Helping you apply the NCD principles
to your own life situation

ChurchSmart
RESOURCES

This Implementation Guide is based on:

Christian A. Schwarz, *The 3 Colors of Love*

The Art of Giving and Receiving Justice, Truth, and Grace

Paperback, 144 pages, fully colored and illustrated

ISBN 1-889638-45-5

The book presents the basic principles of Christian love in an easy reading style.

For an introduction to Natural Church Development:

Christian A. Schwarz, *Natural Church Development*

A Guide to Eight Essential Qualities of Healthy Churches

Hardcover, 128 pages, fully colored and illustrated

ISBN 1-899638-00-5

The book has been written primarily for church leaders and presents the results of the initial research project on church growth.

Christian A. Schwarz, *Color Your World with Natural Church Development*

Experiencing all that God has designed you to be

Paperback, 191 pages, fully colored and illustrated

ISBN 1-889638-47-1

The book focuses on the practical application of Natural Church Development both in your church and in your personal life and has been written for a wider audience.

www.churchsmart.com

www.ncd-international.org

Published by ChurchSmart Resources, St. Charles, IL 60174

© 2008 NCD Media, Emmelsbuell, Germany

© U.S.A. Edition: 2008 by ChurchSmart Resources

3830 Ohio Ave., St. Charles, IL 60174

1-800-253-4276

customerservice@churchsmart.com

Edited by Melinda Johnstone, Ross Johnstone, Ian Campbell,
Christian A. Schwarz, David Wetzler, Robert Rummel & Heidi Fishlock

Scripture taken from *Holy Bible: New International Version*®

© 1973, 1978, 1984 by International Bible Society. Used by
permission of Zondervan Publishing House. All rights reserved.

ISBN 1-889638-71-4

Contents of this workbook

Table
of contents

Introduction:

About this workbook 4

Part 1: The School of Love 7

Choosing your classmates 8

School of Love curriculum 10

Week 0: Orientation meeting 12

Week 1: Why study love and who wrote the book on it?

- Reading guide 14

- Meeting plan 16

Week 2: Learning from former A-grade students

- Reading guide 18

- Meeting plan 20

- *Fruit of the Spirit Test* frequently asked questions 22

- Data collection sheet 24

- 3 Colors of Love Results template 25

Week 3: Learning to love like the teacher

- Reading guide 26

- Meeting plan 28

- Calculating your group profile 30

- 3 Colors of Love Classroom Results 31

Week 4: Practicing love in the school yard

- Reading guide 32

- Meeting plan 34

Week 5: What fruit can you offer your classmates?

- Reading guide 36

- Meeting plan 38

Week 6: Leaving school on your Three-Color Love Cycle

- Reading guide 40

- Meeting plan 42

Part 2: The Three-Color Love Cycle 45

Breathing love in, and breathing it out 46

Taking the time to grow in love 48

The six stages of the Love Cycle 50

Your Love Cycle partnership 54

A Love (more) Letter 56

Push-start cycle plan ideas 58

Three-Color Love Cycle Meeting Outline 63

Test stage questions 65

Part 3: Fruit of the Spirit Bible Studies 67

Introduction and studies 68-80

Three-Color Love Cycle Prompt back cover insert

About this workbook

There is hardly another theme that people—believers and non-believers alike—regard as more essential than love. And rightly so: According to Scripture, love summarizes the very essence of what the Christian faith is all about—“God is love” (1 John 4:8, 16).

At the same time, when it comes to practical steps for continually growing in love, most people don’t receive the training, the tools, and the support that they need. This holds true for non-believers; but it is true for Christians as well. The result is that many churches identify “loving relationships” as their least developed quality (minimum factor). And even if it shouldn’t be their present minimum factor, in many cases the scores for “loving relationships” as indicated by the NCD Survey are far from what they could be according to God’s will.

Growth is possible

The encouraging news is that it is absolutely realistic to grow considerably (and measurably!) in love, both on an individual and on a corporate level. For sure, such progress takes some time, but it definitely doesn’t require years. To me, it is absolutely amazing to observe with my own eyes how much progress in this area can be achieved within, say, two or three months. Quite a number of churches have even experienced that their former “minimum factor” finally became the new “maximum factor” of their church—the very feature that first comes to mind when members and visitors think about that church.

While *The 3 Colors of Love* presents the biblical principles of Christian love, this workbook shows you how you can learn to apply those principles at very diverse levels within your life, both inside and outside of your church. It relates the material that you find in *The 3 Colors of Love* to a practical, six week process of growing in love (Part 1), shows you how you can continually grow in love beyond that process (Part 2), and also provides a series of Bible studies to help you deepen your understanding as you partner with God to further grow the Fruit of the Spirit in your life (Part 3).


What you need to start

You need very little to start such a process. Basically, it is the following four things:

- a copy of this workbook,
- a copy of the book, *The 3 Colors of Love*,
- a copy of the Bible in a translation that you are familiar with,
- (at least) one other person or a group of people with whom you would like to begin the process.

Meeting the author

My good friend Adam Johnstone, Director of NCD Australia and a member of our NCD International leadership team, has written this workbook. When reading it, you will sense how much he has listened to people who



Throughout the workbook, this symbol indicates a bright idea that may be helpful with the given topic. Some ideas that apply in various contexts are repeated in different chapters of the book.


have already started a *School of Love* type of process in churches with extremely different denominational and cultural backgrounds. You will also sense how many things he has learned through trial and error in his own church context, and how much he has been influenced by creative people in his immediate and wider surrounding.

Among other things, Adam has two wonderful gifts: he can truly listen (and thus learn from other people, whether this learning may take place within or outside of his own comfort zone), and he can process these ideas in his mind, until he has thought them through to their logical and practical end. While the first of these gifts guarantees a constant input to Adam's thinking, the second gift guarantees that the output he creates is trustworthy and deep.

Releasing your own creativity

This book is packed with creative ideas that are presented in order to release your own creativity. As an additional help, you as the owner of this workbook receive special privileges on the www.3colorsoflove.org web site where you will find many additional tools.

I am sure you will enjoy the journey.



Christian A. Schwarz
NCD International



Wherever you see this web link throughout the workbook, you will find additional ideas and downloads on the 3 Colors of Love web site.

Choosing an approach

Choosing your initial pathway through this workbook

One very important value within the Kingdom of God is diversity. This is why the process you are embarking on provides you with a couple of different approaches depending on the nature of the group that you will be working with. Here are the two options with a few points to help you decide your initial pathway.

Option 1: Starting with the School of Love

The School of Love takes you and your group step-by-step through all the major teachings within *The 3 Colors of Love* book. This option provides:

- a six week process with the option to continue the growth process
- daily readings of about two pages throughout the process

If you would like to begin with this option, please continue with Part 1 on the next page and you will later be given the choice to move onto the Option 2 Bible study content if you choose to continue the process.

Option 2: Starting with some Bible Studies

Starting with the Fruit of the Spirit Bible study sessions moves more immediately to the biblical background of love. This option provides:


- a nine week process with the option to continue the growth process
- a larger block of reading prior to the first study followed by just a single page reading each week for nine weeks

If you would like to begin with this option, please turn to Part 3 of this workbook on page 67 and you will later be given the option to return to earlier parts of the workbook to continue the process.

It is not a life or death decision

Growing in love is a process that continues throughout our lives. So it is very likely that at some stage (or numerous stages) you and your group will work through the principles contained within *The 3 Colors of Love* book again. The next time you will be changed people in different life circumstances with an ability to understand and reflect even more of God's love than this time.

With this in mind, don't worry about whether you have chosen the best option first time around. If you are still unsure, just read through the first few pages of each option and prayerfully consider which one is best for your group at this time in their walk with God.



*Consider sharing your vision and hopes for *The 3 Colors of Love* with your group and reading this page to them to find out their preferred approach for walking through the process.*

Part 1

The School of Love

Class is in session! Find your seat and open your head, hands and heart for a journey that will transform all the relationships of which you are a part. Your teacher will be the God who is love. The classroom? Every meeting place within your world. Your classmates? Anyone you would like to share the journey with. To fail this subject is to close your eyes to the justice, truth and grace that God shines upon you. To pass is to begin taking even small steps toward reflecting that love to those in your world. Let the love learning begin!

Choosing your classmates

Love has the power to transform every area of your life. But by the very nature of love, you cannot experience that transformation on your own. As you begin your time in the School of Love, consider who you will invite to be your classmates. Over time, as you grow in your own understanding and expression of love, you will hopefully enroll many and various people in the school. But you must start somewhere.

Below are a number of examples of classmates you may like to have sitting at the desk beside you. Read through each one and see who first comes to your mind when you think of the possibilities.

Husband and Wife

“Honey! Do you think I could love you any better?”

One of the most powerful reflections of God’s love to the world around us is when married couples (or future married couples) grow in their love for one another. Perhaps you are starting out on a budding romance or have smelt each other’s morning breath for years. Either way, why not ask the question above, buy yourself and your beloved a *3 Colors of Love* book, then ask them to walk with you and help you grow along the way. Having seen your teachability, they might just be willing to let you do the same. The words “I love you” will soon mean more than you could imagine.

Best friends

“Do you want to grow up together?”

Friends can often say that they grew up together. However this often means that in the long time they’ve spent with each other, they simply got larger and older. What if for the next season of time, you and a friend could say that you’ve grown up together in the most important of all areas—love! Why not invite a close friend to be your classmate?

Parents

“How do I love my children when they...?”

Whether you face parenting alongside a loving spouse or alone, discovering the fullness of God’s love will take away a lot of the potential heartache of being a mum or dad and bring into your home newfound joy you never thought possible. You will soon discover just how a fuller understanding of love helps you with the day-to-day challenges of loving your kids as fully as you would like. Ask your spouse or—if you are parenting alone—another parent to sit at the School of Love desk beside you.

Leaders and apprentices

“So you’d like to be a leader?”

Do you know someone who would like to be or could make a great leader? There is no greater attribute for a leader than their ability to fully love those in their care. If you have the opportunity to walk alongside emerging leaders, then using the teaching of *The 3 Colors of Love* as a guide in their character development will allow you to make a profound

difference to the fruit of their influence. Why not work through this process with those you are mentoring or encourage the next level of leaders under your care to take their own apprentices through it. It might even develop into their specialist ministry!

Non-Christians and Christians

“We may not believe the same things, but do we agree on love?”

Perhaps you have a friend or relative who doesn't profess to be a Christian but at the same time—like most people—believes that “love” is very important (however they define it). With the common starting point that “love matters,” you have the chance to grow together through a journey that will change both of your lives. Who knows, such a journey may just lead them to the one who is love.

Small group members

“If our group is the light of the world, how bright are we?”

You may be the leader of a small group or leadership team that meets together on a regular basis. Imagine if you could measure the brightness and colors of love that your group reflects to the world around you. Having tested that, think of the effect it would have on that world if together you were able to step week-by-week closer to a full reflection of God's love in ways that transform each head, hand and heart.

Church planting team

“So you want to transform your community?”

There is much excitement and energy associated with starting a new church. Dreams and visions of what could be, a clean slate to write a new chapter of history, opportunities everywhere... Without love though, it is not much more than a clanging gong or crashing cymbal. Imagine if your fledgling faith community were to become such a bright reflector of God's love that it served as an illuminating, warming, healing and attractive “city on the hill that could not be hidden” (Matthew 5:14). Should you get the School of Love up and going before all the new students arrive?

Your whole church

“What if our whole church were to love a little more?”

Having spent time in the School of Love with any of the above classmates, maybe you're motivated to see your whole church transformed into an oasis of love. If so, you might like to embark on a *3 Colors of Love* church-wide campaign. See the web link to the right for more information.

Where to begin?

Having read about possible classmates or even having been prompted with your own ideas, spend some time reflecting and asking God to give you a clear sense of who you should start this journey with. Then, turn the page, get some copies of *The 3 Colors of Love*, make a starting time, and begin turning up your light of love in a dark world!



Visit the web site for

- stories from people around the world who have joined the School of Love.
- more information about conducting a 3 Colors of Love Campaign across your church.

Part 1:
The School
of Love

School of Love curriculum

Learning to love as God loves us is not a weekend hobby or a project that sits somewhere to the side of the 'more important' tasks in our life. It is at the very center of all we do and who we are. Therefore this workbook is designed to help you make growing in love a higher priority in your life, but doing so in a natural manageable way. To make this possible, the workbook is in three complementary parts.

Part 1: The School of Love

For the first five weeks, you and your classmates will read, discuss and exercise your way through *The 3 Colors of Love*. This will be guided by daily reading guides and a weekly meeting where you as the facilitator will provide an environment for sharing, discussion, and mutual learning.

Part 2: The Three-Color Love Cycle

In Week 6 of the overall process, your classmates will begin using *The Three-Color Love Cycle*. While many teaching programs or small group studies come to an abrupt halt when you get to the last page of the book, the Love Cycle teaches you how to keep growth in love as a consistent, non-intrusive foundational activity for the rest of your life. The cycle is a simple process that will help your classmates begin coaching each other through growing in love. In this way, the foundations you lay during the School of Love will continue to bear increasing fruit in their lives.

Part 3: Fruit of the Spirit Bible Studies

The journey to growth in love will bring new answers but it will also bring new questions along the way. The Part 3 Fruit of the Spirit Bible Studies provide a great opportunity for your classmates to keep digging deeper to the roots of their own mature and unripe Fruit of the Spirit. These studies will help them to discover some of the profound and timeless insights about spiritual fruit contained in the Word of God.

Weekly meeting components

On some weeks, the meeting plans in this workbook contain special activities relating to the given week of the process, but all contain the following components...

- *Setting the scene*—ideas about how to enhance the atmosphere and learning environment in your meeting place.
- *Loving God and one another*—a weekly opportunity for you to memorize and recite together Jesus' words about the greatest commandment (Matthew 22:36-39) and for each person to briefly share either something for which they wish to honor God or something they would like to say to honor another member of the group.
- *Discussion time*—assisted by the reflection questions from the week, this is a time for each person to share what most impacted them through the daily readings and to ask any questions they may have.



Think carefully about when to conduct your School of Love, trying where possible to avoid holidays or other events interrupting it part way through.

- *Preview of next week*—when the reading guide for the following week is handed out and any special instructions are noted.
- *Prayer*—a number of prayer ideas relating to the topics of that week.

The length of your meetings will vary significantly depending on how many classmates you have. Half an hour could be ideal for two people whereas two hours may be more appropriate for a large group. Of course, you are free (and encouraged!) to change the order of meeting components, add or leave out certain parts, and generally customize your meetings to best suit your unique group and the time available.

What your classmates will require

Each meeting plan includes a checklist telling you exactly what you need to supply for that meeting. The time with your classmates commences with a Week 0 Orientation meeting (see next page) where you will welcome them to the process and equip them for the first week of readings.

All classmates will require their own copy of *The 3 Colors of Love*. You will also need to supply them each week with various downloadable handouts based on this workbook. In light of this, you may find it to be more cost and time effective to provide your classmates with their own copy of the workbook. However, your special privileges on the 3 Colors of Love web site (see instructions to the right) allow you to download and produce as many copies of the handouts as you need.

Sticking together through the process

The aim of working through a book like *The 3 Colors of Love* cannot simply be to get to the last page with maybe a little more information in your head. The topics studied and practical implications of becoming a more loving person are far too important for such a trivial goal.

Instead, as you start out with your classmates ask them if they are prepared to walk with each other no matter what it takes. In a very practical way, this could mean that if in a given week one or more people haven't completed the readings, the whole group will go back and repeat the readings from that week. For those who have done the readings, it serves as a great test of their commitment to love those who have not, while those who haven't completed the readings experience a powerful symbol of support from those who have. Usually, this only needs to happen (if at all) after the first week, as from that point on, you have a much more unified classroom.

Not just classmates but future 3 Colors of Love leaders

Along the way, one or more of your classmates may begin to show signs that they would like to take others through the *The 3 Colors of Love* in future. This is very exciting for you if you get to see that kind of multiplication of love as a result of your efforts. You should encourage them and perhaps even ask them to share in leading the class with you.



Visit the web site for

- details of your nearest 3 Colors of Love book supplier
 - your special access privileges as the owner of this workbook.
- Visit the 'book extras' page when you are logged in to the web site and enter the code below to freely upgrade your account and access all of the 3 Colors of Love downloads.

3CLV71231

Part 1:
The School
of Love

Week 0: Orientation meeting

Checklist

I have...



a copy of *The 3 Colors of Love* for each one of my classmates.



downloaded and made copies of the Week 1 reading guide for each one of my classmates (if they do not have their own copy of this workbook).



read through the Week 0 meeting outline and made adjustments to suit my classmates and the time available.



downloaded the video greeting from Christian Schwarz from the web site and have organized equipment for viewing it (if you have chosen to include it in your Week 0 meeting).



familiarized myself with the page 9-10 introduction to *The 3 Colors of Love*.



organized or delegated responsibility for any decorations, props or food required for setting the scene this week.



Visit the web site for

- copies of this week's handout.
- Christian's video greeting.
- many of the graphics used through *The 3 Colors of Love* book to help you decorate your meeting space.

Optional setting the scene ideas

- Make up School of Love posters to decorate your meeting space using *The 3 Colors of Love* artwork available on the web site.
- Get a large sheet of cardboard and decorate the edges with *3 Colors of Love* images from the web site. Each week, ask your classmates to write one phrase on the card that describes their thoughts, feelings or how they have been challenged by that week's readings.
- Ask for photos of each of your classmates and put them creatively into a handout so they can pray for each other and the class each week.

I'd like to invite you on this journey because... (_____ minutes)

Right up front it is important to harness one of the most valuable resources in the room: you! If your friends have agreed to meet with you and take the journey, it shows that you have influence in their lives. So, it's important for you to present to them—in your own way—why you love them enough to ask them to be your classmates in the School of Love. Let them know what you hope will happen in your own life and theirs as a result of the journey ahead.

Video greeting from Christian Schwarz (_____ minutes)

At this point, it may be helpful to show your classmates a short video greeting from Christian Schwarz where he shares a preview of what they will encounter in the coming weeks and why he believes what they are about to do is so important for their world.

Introducing *The 3 Colors of Love* book (_____ minutes)

Distribute copies of *The 3 Colors of Love* book to your classmates and invite them to turn to page 9. Depending on how comfortable they are with reading out loud, ask them to take turns in reading a section of the book's introduction to the rest of the group. Make it fun by asking them to read in their most dramatic, expressive voice.

School of Love curriculum (_____ minutes)


Talk to your group about the two parts of the journey ahead. Explain that you will be reading, meeting and doing exercises through *The 3 Colors of Love* book over the next five weeks. Then—having a much fuller understanding of God's love and each other's growth areas—you will move into a very simple process for continuing to grow in love beyond the formal study weeks.

Week 1 reading guide (_____ minutes)

Distribute copies of the Week 1 reading guide (or purchased copies of this workbook). Explain that the study guide for each week is in the same format. Day 1 starts tomorrow so that you have finished the first week of readings in time for the Week 1 meeting. Highlight the section heading, page numbers and Scripture reflection for each day as well as the School of Love memory verse. Ask them to spend a moment at the end of each reading to consider the reflection question for that day and to perhaps write their thoughts down in preparation to share at the next meeting.

Prayer ideas (_____ minutes)

- Pray for your classmates, thanking God for bringing you together and asking him to unify you as a group committed to helping each other reflect his love.
- Ask God to do a new thing in you so that by the end of Part 1, you can see a difference in one another.
- Pray that each member of the group will truly experience the love of God in practical ways during this time together.



Since most people are not used to the discipline of reading and reflecting so consistently each day, it would be helpful to send some kind of friendly reminder part way through each week indicating where you are meant to be up to in the readings.

Before or after the meeting: For those who find reading a challenge

It may be that some of your classmates have difficulties with reading. If so, you may wish to take them aside and privately show them an abbreviated reading option. *The 3 Colors of Love* has been written in a way that allows you to read each main section up to the first sub-heading and thereby gain an overview of each topic.

For example, in the section entitled *God is love* on page 18 in the book, you would read up to the sub-heading *God's characteristics and God's nature*. This allows the person to participate in the daily readings far more easily and still feel comfortable to join in the weekly meeting discussions to some level. Reading this way may also give them more confidence and motivate them to read further having had their interest stirred in the initial paragraph.

Part 1:
The School
of Love

Week 1: Why study love and who wrote the book on it?

In Week 1, you will begin getting to know the Principal of the School of Love—God—in a whole new way. This will include an introduction to the three dimensions of his love: justice, truth, and grace.


Each day, read the listed pages from *The 3 Colors of Love*, study the Scripture verse, think about the reflection question and note down your thoughts and feelings ready to share at your weekly class meeting.

Day 1

The hunger for love (pages 11-13)

Everyone who drinks this water will be thirsty again, but whoever drinks the water I give him will never thirst. —John 4:13-14

When in your life have you felt most loved? When in your life have you felt least loved?



If you are having difficulties fitting in the daily readings around the rest of your activities, think seriously about when the best time would be for you and what you might be able to remove from your daily routine to give you the necessary time. Diligently try different options until you find something that works.

Day 2

The love deficiencies in our churches (pages 14-15)

A new command I give you: Love one another. As I have loved you, so you must love one another. By this all men will know that you are my disciples, if you love one another. —John 13:34-35

When have you seen a lack of love shown by a church?

Day 3

Misconceptions of love (pages 16-17)

But I tell you: Love your enemies and pray for those who persecute you, that you may be sons of your Father in heaven. He causes his sun to rise on the evil and the good, and sends rain on the righteous and the unrighteous. If you love those who love you, what reward will you get? Are not even the tax collectors doing that? And if you greet only your brothers, what are you doing more than others? Do not even pagans do that? Be perfect, therefore, as your heavenly Father is perfect. —Matthew 5:44-48

What misconceptions about love do you see in the world around you?

Day 4

God is love (pages 18-19)

Whoever does not love does not know God, because God is love. —1 John 4:8

What are the five most important descriptive words or phrases that come to your mind when you think about God? What might that say about your image of God's love?

Day 5

Three dimensions of God's love (pages 20-22)

For the word of the Lord is right and true; he is true in all he does. The Lord loves justice; the earth is full of his unfailing grace. —Psalm 33:4-5

Your grace, O Lord, reaches to the heavens, your truth to the skies. Your justice is like the mighty mountains; like the great deep. —Psalm 36:5-6

I do not hide your justice in my heart; I speak of your faithfulness and salvation. I do not conceal your grace and your truth from the great assembly. —Psalm 40:10

Is your grace declared in the grave, your truth in destruction? Are your wonders known in the place of darkness, or your just deeds in the land of oblivion? —Psalm 88:11-12

The Lord has made his salvation known and revealed his justice to the nations. He has remembered his grace and his truth to the house of Israel. —Psalm 98:2-3

I know, O Lord, that your laws are just, and in truth you have afflicted me. May your unfailing grace be my comfort. —Psalm 119:75-76

Which of the three values—compassion, trustworthiness, or acceptance—would others most see in you? If unsure, ask some close friends.

Day 6

God is light (pages 23-25)

When Jesus spoke again to the people, he said, "I am the light of the world. Whoever follows me will never walk in darkness, but will have the light of life." —John 8:12

Who from your childhood most strongly reflected the fullness of God's light to you? What did that look like in practical terms?

Day 7

What is darkness? (pages 26-27)

But if your eyes are bad, your whole body will be full of darkness. If then the light within you is darkness, how great is that darkness! —Matthew 6:23

Think of a very dark moment in your life when you felt unable to show love or it was being withheld from you. Which of the three outer darkness terms in the diagram—deception, mercilessness, or injustice—was shadowing you most at that time?



School of Love memory verse

Teacher, which is the greatest commandment in the Law?

Jesus replied: 'Love the Lord your God with all your heart and with all your soul and with all your mind.' This is the first and greatest commandment.

And the second is like it: 'Love your neighbor as yourself.'

Matthew 22:36-39



Visit the web site for the chance to meet and hear stories from other School of Love classmates around the world.

Part 1:
The School
of Love

Week 1: Meeting plan

Pre-meeting checklist

I have...

- completed this week's readings and reflections myself.
- read through this week's meeting outline and made adjustments to suit my classmates and the time available.
- downloaded and made copies of the Week 2 reading guide for each one of my classmates (if they do not have their own copy of this workbook).
- organized or delegated responsibility for any decorations, props or food required for setting the scene this week.

Optional setting the scene ideas

- Have some songs speaking about God's love playing as your classmates arrive. If your group is comfortable worshipping together, lead into a love-related worship song to start the meeting.
- Cut out newspaper reports depicting a lack of love in the world during last week and display them around your meeting place.
- During a prayer time in your meeting, provide each person with a mirror and then turn off the lights and light a large candle in the middle of the room. Ask everyone to use their mirror to reflect that light to different parts of the room as they pray with their eyes open.



Visit the web site for
copies of this week's
handout.

Loving God and one another (_____ minutes)

Encourage your classmates that by the end of the School of Love, you would like it if the whole group has memorized the memory verse shown on the weekly reading guide. Invite those who have already learnt it to recite it together.

Then ask them each to briefly share something to either honor God's love for them or honor the love shown by another member of the group. Give them about 30 seconds each.

Discussion time (_____ minutes)

1. Take a quick vote on which one or two of the daily readings was most interesting for the majority of the group. Turn to those topics and take turns re-reading them out loud. Then ask the group the reflection questions from the reading guide that relates to those topics.
2. Ask one of the other questions from the Week 1 reading guide that you feel would help start some good discussion in your group. Be prepared with some of your own observations to help start the sharing.
3. Ask each person if there was any other topic or idea that they found particularly interesting. Ask them why it was helpful for them.


Week 2 reading guide (_____ minutes)

Distribute the Week 2 reading guide and read the introduction.

Prayer ideas (_____ minutes)

- See the 'candle and mirror' setting the scene idea.
- Ask God to help us to begin to engage with hurts caused by a love deficiency in past or present relationships.
- Ask for forgiveness from God for causing others heartache by your lack of love and seek his power to be different.
- Have a time of silence where you individually picture God and yourself together doing a normal activity from your everyday.
- Spend time picturing the faces of those you would call your "enemies", or those who at least cause you grief. Pray silently that you will be able to reflect God's love to them and they will come to know and reflect the love of God also.

Notes



(If you are meeting in a group of more than 3 people) To encourage open discussion each week, first ask questions of those who usually only share if asked, followed by those who rarely speak at all, and finish with those who are always willing to say something.

Week 2: Learning from former A-grade students

Week 2 takes us deeper into each of the three dimensions of God's love and then invites us to consider the love shown by some of the A-grade students of each area from modern and ancient history. The focus is very much on what each dimension looks like in the real world and who most needs to hear the teaching of each aspect.

Day 1

Practicing love means reflecting God's light (pages 28-29)

You are the light of the world. A city on a hill cannot be hidden.
—Matthew 5:14

When you think about love that you receive from another person, to what extent do you recognize God as the source of that love?

Day 2

The color green: justice (pages 30-31)

Is this the kind of fast I have chosen, only a day for a man to humble himself? Is it only for bowing one's head like a reed and for lying on sackcloth and ashes? Is that what you call a fast, a day acceptable to the LORD?

Is not this the kind of fasting I have chosen: to loose the chains of injustice and untie the cords of the yoke, to set the oppressed free and break every yoke?

Is it not to share your food with the hungry and to provide the poor wanderer with shelter—when you see the naked, to clothe him, and not to turn away from your own flesh and blood?

Then your light will break forth like the dawn, and your healing will quickly appear; then your righteousness will go before you, and the glory of the LORD will be your rear guard. —Isaiah 58:5-8

Who do you know personally that strongly reflects God's justice?
How so?

Day 3

The color red: truth (pages 32-33)

But whoever lives by the truth comes into the light, so that it may be seen plainly that what he has done has been done through God.
—John 3:21

Who do you know personally that strongly reflects God's truth?
How so?

Day 4

The color blue: grace (pages 34-35)

Then Peter came to Jesus and asked, "Lord, how many times shall I forgive my brother when he sins against me? Up to seven times?" Jesus answered, "I tell you, not seven times, but seventy-seven times. —Matthew 18:21-22

Who do you know personally that strongly reflects God's grace?
How so?

Day 5

Three models of love in action • Model for justice: James (pages 36-37)

Look! The wages you failed to pay the workmen who mowed your fields are crying out against you. The cries of the harvesters have reached the ears of the Lord Almighty. You have lived on earth in luxury and self-indulgence. You have fattened yourselves in the day of slaughter. You have condemned and murdered innocent men, who were not opposing you. —James 5:4-6

Does James' message of justice convict you, excite you, or both? Why?

Day 6

Model for truth: John (page 38)

I have no greater joy than to hear that my children are walking in the truth. —3 John 1:4

Does John's message of truth convict you, excite you, or both? Why?

Day 7

Model for grace: Paul (page 39)

For I am the least of the apostles and do not even deserve to be called an apostle, because I persecuted the church of God. But by the grace of God I am what I am, and his grace to me was not without effect. No, I worked harder than all of them—yet not I, but the grace of God that was with me. —1 Corinthians 15:9-10

Does Paul's message of grace convict you, excite you, or both? Why?



School of Love memory verse

Teacher, which is the greatest commandment in the Law?

Jesus replied: 'Love the Lord your God with all your heart and with all your soul and with all your mind.' This is the first and greatest commandment.

And the second is like it: 'Love your neighbor as yourself.'

Matthew 22:36-39



Visit the web site for the chance to meet and hear stories from other School of Love classmates around the world.

Week 2: Meeting plan

Pre-meeting checklist

I have...

- followed up anyone who wasn't able to make it to the last meeting to ensure that they are alright and to see if they need help with anything. And, if appropriate, have encouraged them to keep on track with the study outline.
- completed this week's readings and reflections myself.
- read through this week's meeting outline and made adjustments to suit my classmates and the time available.
- completed the *Fruit of the Spirit Test* myself so that I understand the process and have read through the frequently asked questions on pages 22-23 of this workbook.
- pencils for everyone to do their *Fruit of the Spirit Test* (so they can erase the results when they repeat the test in future).
- a calculator to help people with working out their *Fruit of the Spirit Test* results if necessary.
- downloaded and made copies of the data collection sheet for each of my classmates (even if they have a copy of this workbook as I will need to collect the data from them).
- downloaded and made copies of the results template on which each person can draw and summarize their *Fruit of the Spirit Test* results (unless they have their own copy of this workbook).
- downloaded and made copies of the Week 3 reading guide for each person (unless they have their own copy of this workbook).
- organized or delegated responsibility for any decorations, props or food required for setting the scene this week.



Visit the web site for

- copies of this week's handouts.
- other 3 Colors of Love result presentation options and additional research information using the Growth Tracker.

Optional setting the scene ideas

- Set up your meeting place using the three colors red, green and blue in various different ways. For example, colored food, colored lamps, streamers, balloons, place mats, drinking mugs, draped material, children's toys, artwork, posters, etc.

Loving God and one another (_____ minutes)


Recite the School of Love memory verse together. Then ask the group to share something to honor God's love for them or honor the love shown by another member of the group. Give them about 30 seconds each.

Discussion time (_____ minutes)

Ask one or two of the questions from the Week 2 reading guide that you feel would help start some good discussion in your group.

Fruit of the Spirit Test (_____ minutes)

1. Ask your classmates to turn to page 62 in *The 3 Colors of Love* and read through the instructions together.
2. Making sure each person has a pencil and a copy of the data collection sheet, ask each person to complete the test either in their book, or directly onto the data collection sheet if they prefer. Note that the order of the numbers at the bottom of each page changes for questions 17 to 32.
3. If they do not have their own workbook, distribute the results template to each person asking them to...
 - write their *Fruit of the Spirit Test* results in order from 1 to 8.
 - add the values next to each fruit.
 - draw a small X on the justice, truth and grace scales corresponding with the values from page 69 of *The 3 Colors of Love*.
 - draw a circle that best fits the three-colored values on the template. For the neatest circle, trace around something round in the room that is the right size.
4. Invite each person to read out their own paraphrase of John 13:35 from the top of their results page. Invite others in the group to affirm that person's number one fruit. Inform the group that they will have opportunity to explore more about their results through the daily readings in the coming weeks.
5. Take up the data collection sheets to produce the group's *Fruit of the Spirit Test* results for next week's meeting. (See the Growth Tracker on the web site for other result presentation options.)



Encourage others to participate in 'setting the scene' for your meeting by using their unique gifts.

Week 3 reading guide (_____ minutes)

Distribute the Week 3 reading guide and read the introduction.

Prayer ideas (_____ minutes)

- Bring back memories of the times you have felt lavished with love by others and thank God for those people being an expression of his love toward you.
- Thank God for the instances in the Bible when his three-colored love was clearly shown in particular events. For example, "Thank You God for the justice you displayed in rescuing the children of Israel from the Egyptians!" "Thank you God for the grace you showed in providing the Israelites with manna from Heaven!" "Thank you God for the truth you showed in being faithful to Shadrach, Meshach and Abednego when they were thrown in the fiery furnace."

Fruit of the Spirit Test frequently asked questions

What do I do if a person doesn't agree with their test results?

Often the idea that everyone in the world has a most developed fruit (maximum factor) and a least developed fruit (minimum factor) is overlooked. For some, a pass/fail mindset is more prominent in their mind. Some will think more lowly than they ought to and feel that they (almost) don't exhibit any of the Fruit of the Spirit, while others (even if they don't say it) convey that they are doing just fine in all of them. Reinforcing the fact that everyone has a lowest and highest fruit can be helpful.

Another angle is to give the person the benefit of the doubt and ask them what *they* believe their lowest and highest fruit are if they disagree with the test results. Again this can reveal that they haven't really settled on the fact that everyone has a highest and lowest fruit as often they will struggle to suggest a result much different at all from the results.

If the lowest fruits are very close, or my color areas are very close, what should I work on?

If your two lowest areas are within a couple of points of each other (which may be the case in the question above) it is not worth arguing over exactly which area is *the* lowest in reality. On a different day, the person may have ticked a slightly different box which may have reversed the order of these close areas.

When faced with the decision of which area to work on, ask the person to reflect on the readings about those areas and to go with the one that they feel is more of a challenge to them or ask a friend to suggest one.


What if I or others disagree with someone else's results?

On occasions, the test results can be somewhat surprising. In some instances this means there is a great opportunity to get to know each other better in terms of what each person finds easy or struggles with.

Alternatively, there are times that a person's results do not seem to reveal what you "know" to be the truth about them. The test itself is not magical. While the questions do not mention each fruit and are worded in a simple way about everyday occurrences, you can make the results be whatever you like.

In some cases a person's self-perception is extremely underdeveloped and therefore their results will appear different to everyone else's (possibly accurate) perception. This could lead to either overestimated results, results that are far lower than reality, or results that are slightly skewed one way or another.

In very extreme instances (for whatever reason) a person could lie when answering the survey and this would of course change the results. Though it doesn't make much sense to do so when everyone will emerge with a minimum fruit anyway.



When asked questions about the Fruit of the Spirit Test or any other aspect of the School of Love, don't forget to invite other classmates to comment or suggest an answer. There may be some very helpful wisdom in your classroom.

No matter *how* questionable results may have come about, the Love Cycle process in Part 2 of this workbook will gradually get to the core of the issue. It will do so either through the repeated process of asking quite probing questions that will ultimately unravel why a person would feel the need to lie on the survey, or through the growth in self-perception that is at the heart of one of the cycle stages.

So if the person in question does not immediately respond to the humble suggestion that the results are “unusual,” *do not* force the issue trying to rectify it immediately. Instead, commit to continue walking with the person over the longer term cycle process where repeated Test stages will clarify their sight. If you can’t, find someone who will.

Where does “personality” come into the results?

When discussion takes place around *Fruit of the Spirit Test* results, it is not uncommon for there to be a feeling that perhaps the results are just revealing a person’s God-given personality. Of course, looking at the negative effects that a person’s lowest fruit has on their relationships should cast reasonable doubt on how “God-given” all of that personality actually is.

In Romans 12:2, the apostle Paul speaks of a transformation (literally *metamorphosis*) of a person’s mind and actions that could only be linked with a fundamental change in the person’s “personality.” The more important question in our context is how much of your current personality are you prepared to change in order to love the way you were intended to.

What does the scale on page 68 mean statistically?

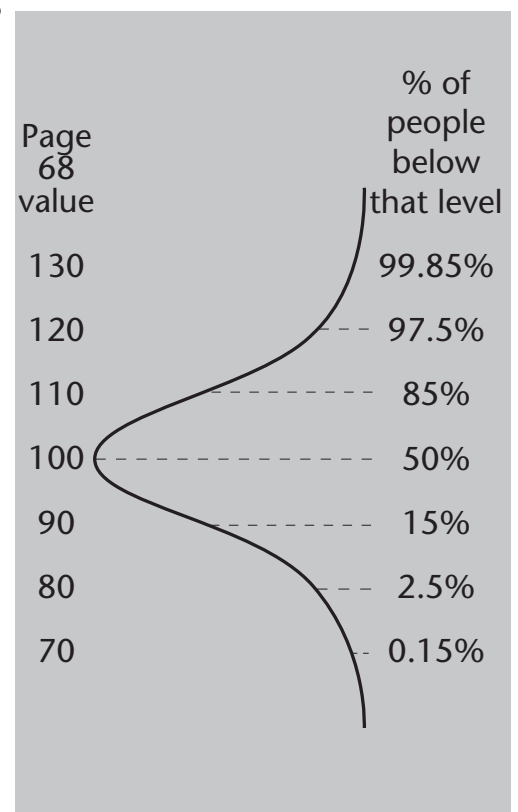
On page 68 of *The 3 Colors of Love* is a table that helps you to increase the objectivity of your survey responses. By looking along each fruit line and then selecting the number in the black row at the top, you are rating yourself against the responses of the other people in the database.

The database scale runs from 70 to 130. 100 represents the average result for each fruit (see diagram to the right). Any result of 110 or more places a person in the highest 15% of respondents while a result of 90 or below places a person in the lowest 15% of respondents.

Understanding this scale can be both extremely encouraging and very sobering with respect to the reflection of God’s love in a person’s life. Though once you have understood objectively the level from which you are starting, your attention should move to comparing each of *your* personal fruit results with your own results as a whole. For it doesn’t matter whether your lowest fruit is starting at 70 or 107, progress in love is always more important than your current level.



Visit the web site for more frequently asked questions or to ask your own questions.



Data collection sheet

Please take a moment to copy all of your *Fruit of the Spirit Test* responses and totals to this sheet. This will enable us to produce a group 3 Colors of Love profile and provide the opportunity to track your progress over the coming months and years.

Also, by uploading our results (confidentially) on *The 3 Colors of Love* web site, we will be helping the continued international 3 Colors of Love research. This will result in such information as the love tendencies of generations, denominations or whole countries.

Name: _____ Date: _____

Gender: _____ Birth Year: _____

Country: _____ Denomination: _____

Occupation: _____

								Total	Name of fruit	Page 68 Values
1	9	17	25	33	41	49	57		Patience	
2	10	18	26	34	42	50	58		Joy	
3	11	19	27	35	43	51	59		Peace	
4	12	20	28	36	44	52	60		Faithfulness	
5	13	21	29	37	45	53	61		Goodness	
6	14	22	30	38	46	54	62		Kindness	
7	15	23	31	39	47	55	63		Self-control	
8	16	24	32	40	48	56	64		Gentleness	



Visit the web site for color copies of these two pages

	Justice
	Truth
	Grace

3 Colors of Love Results

Name: _____

Date: _____

(Based on John 13:35) By my...

Value

(Highest Fruit) 1. _____

shown to others, people will know that I am Jesus' disciple.

2. _____

3. _____

4. _____

5. _____

However, they will have more difficulty seeing Jesus' reflection in me by my...

6. _____

7. _____

(Lowest Fruit) 8. _____



Week 3: Learning to love like the teacher

In the first century AD, Jesus turned the prevailing understanding of love on its head. The true act of loving was to be forever redefined—back to how it was always intended. In Week 3, we will look at a number of ways in which the love Jesus lives out is different to much of what we might learn from the world and even the church.

Day 1

What does this mean in practice? (page 40)

*My command is this: Love each other as I have loved you. Greater love has no one than this, that he lay down his life for his friends.
—John 15:12-13*

Have you ever been “loved” in a way that wasn’t really what you needed at that time? What was it like?

Day 2

Primary and secondary virtues (pages 41-43)

Woe to you, teachers of the law and Pharisees, you hypocrites! You are like whitewashed tombs, which look beautiful on the outside but on the inside are full of dead men’s bones and everything unclean. In the same way, on the outside you appear to people as righteous but on the inside you are full of hypocrisy and wickedness. —Matthew 23:27-28

Can you think of a time when you wanted to appear loving but were not truly motivated by compassion, trustworthiness, or acceptance?

Day 3

Strengths and liabilities of different cultures (pages 44-45)

*Righteousness exalts a nation, but sin is a disgrace to any people.
—Proverbs 14:34*

How have you seen characteristics of your country’s or ethnic group’s color tendencies displayed by its leaders through history?

Day 4

Two different approaches in conflict (pages 46-47)

The LORD said to me, “Go, show your love to your wife again, though she is loved by another and is an adulteress. Love her as the LORD loves the Israelites. —Hosea 3:1

What is an example in your life of when you have applied the ‘eros approach’ when the ‘agape approach’ was more appropriate?

Day 5

Love can be learned (pages 48-49)

At that time the disciples came to Jesus and asked, "Who is the greatest in the kingdom of heaven?" He called a little child and had him stand among them. And he said: "I tell you the truth, unless you change and become like little children, you will never enter the kingdom of heaven. Therefore, whoever humbles himself like this child is the greatest in the kingdom of heaven." —Matthew 18:1-4

Based on what you've learnt so far, how much time and energy would you be prepared to put into learning to receive and reflect God's love better? How important is it? Do you consider this a priority?

Day 6

Your personal growth process (pages 50-52)


I am the true vine, and my Father is the gardener. He cuts off every branch in me that bears no fruit, while every branch that does bear fruit he prunes so that it will be even more fruitful. —John 15:1-2

Which of the eight practical suggestions do you think you will struggle with the most? Who could help you with this?

Day 7

Half way review day

Having reached the half-way point in the School of Love, return to the beginning of *The 3 Colors of Love* and read the topic headings at the top of each page. Without looking at the text, test yourself to see if you can recall one important point related to each topic. What stands out to you most in doing this review?



School of Love memory verse

Teacher, which is the greatest commandment in the Law?

Jesus replied: 'Love the Lord your God with all your heart and with all your soul and with all your mind.' This is the first and greatest commandment.

And the second is like it: 'Love your neighbor as yourself.'

Matthew 22:36-39



Visit the web site for the chance to meet and hear stories from other School of Love classmates around the world.

Part 1:
The School
of Love

Week 3: Meeting plan

Pre-meeting checklist

I have...

- followed up anyone who wasn't able to make it to the last meeting to ensure that they are alright and to see if they need help with anything. And, if appropriate, have encouraged them to keep on track with the study outline.
- completed this week's readings and reflections myself.
- read through this week's meeting outline and made adjustments to suit my classmates and the time available.
- prepared a copy of our *3 Colors of Love Classroom Results* to give to each person or put on the wall for our meeting (see page 31).
- downloaded and made copies of the Week 4 reading guide for each person (unless they have their own copy of this workbook).
- organized or delegated responsibility for any decorations, props or food required for setting the scene this week.



Visit the web site for

- copies of this week's handouts.
- other *3 Colors of Love* result presentation options and additional research information using the *Growth Tracker*.

Optional setting the scene ideas

With some colored objects to mark the positions, set up your meeting place as a *Three-Color Compass*. Ask each person to sit in the place in the room that best represents their own *3 Colors of Love* starting point. When you reveal the group *Fruit of the Spirit Test* results, place an object or symbol in that position to mark the group's position.

Loving God and one another (_____ minutes)

Recite the School of Love memory verse together. Then ask the group to share something to honor God's love for them or honor the love shown by another member of the group. Give them about 30 seconds each.

Discussion time (_____ minutes)

Ask one or two of the questions from the Week 3 reading guide that you feel would help start some good discussion in your group. As you are about to move into practical exercises, include the day 5 question.

Group 'Fruit of the Spirit Test' results (_____ minutes)

Present or distribute copies of your group *Fruit of the Spirit Test* results. Invite your classmates to take turns re-reading out loud the pages from *The 3 Colors of Love* corresponding to your group's lowest color area. For example, if green is the group's minimum, re-read *The color green: justice* (pages 30-31) and *Model for justice: James* (page 37).


Ask for comments on what those texts could mean for your group. Take note of any practical suggestions or ideas for use later.

Week 4 reading guide (_____ minutes)

Distribute the Week 4 reading guide and read the introduction. Ensure that everyone understands the slightly different instructions this week.

Prayer ideas (_____ minutes)

- Celebrate the strengths of the group thanking God for filling you with those aspects of love and empowering you to reflect those forms of love to the world around you.
- Spend some time contemplating the areas that as a group you are in darkness and ask God to continue transforming you to better reflect his light. Use the candle theme again and light two out of three candles. As you reflect on the unlit candle, pray as a group for a clearer picture of your least developed color of love. Be particularly mindful of the shadows that remain in the lives of the people around you as a result of this underdeveloped area and ask God to begin showing you the practical ways that the light can increase.
- Ask God to heighten your awareness of him as you seek to partner with him in the exercises this coming week.



(If you are meeting in a group of more than 3 people) To encourage open discussion each week, first ask questions of those who usually only share if asked, followed by those who rarely speak at all, and finish with those who are always willing to say something.

Calculating your group profile

1. Enter your classmate's names below.
2. From their data collection sheets, enter the 'Page 68 Values' and Justice, Truth, and Grace values for each person in the respective column.
3. Add up the values along each row and divide the total for each row by the number of people in the sample then write the total in the Average box.
4. Repeat step 3 for each row.
5. On the *3 Colors of Love Classroom Results* template (page 31), write down each fruit in order from highest to lowest and enter the value for each from the Average boxes below.
6. Transfer the Justice, Truth, and Grace Average values below onto the template and draw a circle that best fits the points.

Classmates								Average	Aspect of Love
									Patience
								Joy	
								Peace	
								Faithfulness	
								Goodness	
								Kindness	
								Self-control	
								Gentleness	
								Justice	
								Truth	
								Grace	



Visit the web site for color copies of these two pages

3 Colors of Love Classroom Results

Classroom Name: _____

Date: _____

(Based on John 13:35) By our...

Value

(Highest Fruit) 1. _____

shown to others, people will know that we are Jesus' disciples.

2. _____

3. _____

4. _____

5. _____

However, they will have more difficulty seeing Jesus' reflection in us by our...

6. _____


7. _____

(Lowest Fruit) 8. _____



Part 1:
The School
of Love

Week 4: Practicing love in the school yard



Think ahead to days 5, 6 and 7 this week to make sure you will have some time in your schedule to meaningfully engage in the exercises.

You have been in the classroom for a few weeks. It's now time to venture out into the school yard to practice what you have learnt. At the bottom of page 69 of *The 3 Colors of Love* book is a guide to some justice, truth, and grace exercises. There are four of each.

Throughout this week, you will focus on your least developed color area according to the *Fruit of the Spirit Test*. For example, if your weakest color is green, you will look at the justice exercises.

If you have two or even all three colors at an identical level, then make a choice about which area you feel might be slightly less developed based on what you have learnt about them so far in your studies.

Day 1

Reading the 1st exercise (starting at the bottom of page 69)

Look for the first exercise in your lowest color area. Turn to that exercise with the help of page 8 in *The 3 Colors of Love*. Read through the whole exercise considering whether this could be one of the exercises you will do at the end of the week. For now, just consider how *you* would do this exercise.

Day 2

Reading the 2nd exercise (starting at the bottom of page 69)

Repeat the process of yesterday with the second of your lowest color area exercises. For now, just consider how *you* would do this exercise.

Day 3

Reading the 3rd exercise (starting at the bottom of page 69)

Repeat the process of yesterday with the third of your lowest color area exercises. For now, just consider how *you* would do this exercise.

Day 4

Reading the 4th exercise (starting at the bottom of page 69)

Repeat the process of yesterday with the fourth of your lowest color area exercises. For now, just consider how *you* would do this exercise.



Visit the web site for details about conducting a church-wide 3 Colors of Love Campaign.

Day 5

Choosing and participating in one exercise

Having read through the four exercises, it is now time to select one. Making some progress in your ability to love is more important than trying to take giant steps and failing, or failing to take any steps at all. So, choose the exercise from the previous days that is not too easy for you but represents a stretch from where you are right now. Go straight to the "Your turn" section and remember, don't mistake reading about the exercise for actually doing it. Give yourself the time today to truly experience or reflect the love of God more fully.

How would you describe your experience from this exercise? What has been easy and what has been hard about this experience?

Day 6

Continuing your exercise or trying another

Depending on which exercise you chose yesterday, you may need to, or choose to, continue the same exercise or move onto one of the other exercises you read about earlier in the week. Again, don't mistake reading about the exercise for actually doing it.

How would you describe your experience from this exercise? What has been easy and what has been hard about this experience?

Day 7

Continuing your exercise or trying another

As with day 6, today you may need to continue yesterday's exercise or move onto a different one.

How would you describe your experience from this exercise? What has been easy and what has been hard about this experience?



School of Love memory verse

Teacher, which is the greatest commandment in the Law?

Jesus replied: 'Love the Lord your God with all your heart and with all your soul and with all your mind.' This is the first and greatest commandment.

And the second is like it: 'Love your neighbor as yourself.'

Matthew 22:36-39

Eight exercises to transform your church into an oasis of love

You will notice that Chapter 4 of *The 3 Colors of Love* contains an additional set of exercises. These are ideally suited to a church which is conducting a full-scale *3 Colors of Love Campaign*. This may be something you personally are motivated to look at and promote in the future.

However, it may be that in browsing through the exercises, you might find one or two that you regard as particularly beneficial to your current School of Love class. If so, set a time either during the formal part of the School of Love or after it to try these exercises as another dimension of the learning to love process.

Part 1:
The School
of Love

Week 4: Meeting plan

Pre-meeting checklist

I have...

- followed up anyone who wasn't able to make it to the last meeting to ensure that they are alright and to see if they need help with anything. And, if appropriate, have encouraged them to keep on track with the study outline.
- completed this week's readings and reflections myself.
- read through this week's meeting outline and made adjustments to suit my classmates and the time available.
- downloaded and made copies of the Week 5 reading guide for each person (unless they have their own copy of this workbook).
- organized or delegated responsibility for any decorations, props or food required for setting the scene this week.



Visit the web site for

- copies of this week's handout.
- other 3 Colors of Love result presentation options and additional research information using the Growth Tracker.

Optional setting the scene ideas

- To have a visual reminder of the place of training when one wants to grow, place action pictures of sporting heroes around your meeting place as a visual reminder of the importance of training for growth.
- Start your meeting with some form of physical or mental exercise. Depending on the age or fitness of your group, this could be anything from raising your arms up and down, to a short run, or a list of mathematic challenges or a spelling bee.

Loving God and one another (_____ minutes)

Recite the School of Love memory verse together. Then ask the group to share something to honor God's love for them or honor the love shown by another member of the group. Give them about 30 seconds each.

Discussion time (_____ minutes)

Ask your classmates for feedback on the exercises they performed during the week as part of *Practicing love in the school yard*.

Ask them...

- which color exercises they considered,
- which exercise/s they chose to do,
- what they experienced by doing the exercise,
- which other exercises they found particularly interesting to read about and might look at in the future.

Be mindful that some may not have experienced a great deal by doing the exercise. Affirm them for trying it out and ask them whether repeating the exercise a few more times or doing it in a different environment would make a difference next time.

Others may have spent time analyzing the exercises, but didn't actually do any of them. Validate their reflections about the exercises but also be prepared to challenge them to seriously consider trying one in the coming week. If possible, help them to explore why they didn't feel able to do the exercise.

There may also be some people for whom the exercise was quite an emotional experience. Be sensitive to their sharing as it could be the start of significant transformation in their life. Offer to pray for them as a group, thanking God for the new lessons learnt and the fresh blessing of love they have experienced. Also, be sure to follow them up or ask another appropriate person to do so after the meeting.

Week 5 reading guide (_____ minutes)

Distribute the Week 5 reading guide and read the introduction. Note that days 1-3 and days 4-7 are from separate parts of the book.


You could implement the 3 Colors of Love with others

As your School of Love is coming into its final weeks of meeting formally, it might be a good time to start your classmates thinking about the possibility of them taking others through the school in future. What better way for them to do their part of making disciples of all nations than to help others learn to reflect God's love in its fullness?

Show them this implementation workbook (if they do not have a copy already) and perhaps highlight the *Choosing your classmates* section at the front. Outline some of the various ways and forums in which they could meet with others and perhaps even suggest what that might look like in their lives. Finally, point them toward the 3 Colors of Love web site in order to gain an even greater feel for *The 3 Colors of Love* community.

Prayer ideas (_____ minutes)

- Thank God for the positive experiences from last week's exercises.
- As you prepare to study the Fruit of the Spirit this week, ask God to reveal to you what fruit is currently emerging from your relationships—both mature fruit and that which needs further ripening.
- Ask God to grow within you a passion to see your lowest Fruit of the Spirit become as healthy as your highest Fruit of the Spirit.



If you can see that a particular classmate has strongly engaged with the School of Love, you might like to buy them a copy of this implementation workbook as an encouragement gift. You could even declare them the valedictorian of the school!

Week 5: What fruit can you offer your classmates?

Week 5 is about becoming clear as to what you currently have to offer your classmates—and everyone else in your world—when it comes to love. Understanding the fruits of love you can and do give to others is a cause for celebration. These are the areas in which you best reflect God!

On the flipside, realizing that some of the fruit of your love is underdeveloped or even seems a bit rotten is important to know at the start of your personal growth process. You cannot give what you don't have, and you should not give less than the most nourishing fruit to those you intend to love.

Day 1

Fruit is visible (pages 53-55)

A good tree cannot bear bad fruit, and a bad tree cannot bear good fruit. Every tree that does not bear good fruit is cut down and thrown into the fire. Thus, by their fruit you will recognize them.
—Matthew 7:18-20

Has your church conducted an NCD Survey to measure the quality of its loving relationships as well as the other seven NCD quality characteristics (empowering leadership, gift-based ministry, passionate spirituality, effective structures, inspiring worship service, holistic small groups, need-oriented evangelism)? What were the results?

Day 2

Understanding the fruit of the Spirit (pages 56-59)

The fruit of the Spirit is love, joy, peace, patience, kindness, goodness, faithfulness, gentleness and self-control. Against such things there is no law. —Galatians 5:22-23

How does your lowest Fruit of the Spirit negatively affect your highest spiritual gift? How would your work in that area of giftedness be more effective if your lowest Fruit of the Spirit were to grow?

Day 3

1 Corinthians 13 and the spiritual color wheel (pages 60-61)


If I speak in the tongues of men and of angels, but have not love, I am only a resounding gong or a clanging cymbal. —1 Corinthians 13:1

What would your own personalized version of 1 Corinthians 13:1 say? Write it down in your own words on the next page.



Why not try eating a different kind of fruit each day this week to experience something of the variety of God's love for us.

If I _____
 _____,
 but have not love, I am _____
 _____.



**School of Love
 memory verse**

Teacher, which is the greatest commandment in the Law?

Jesus replied: 'Love the Lord your God with all your heart and with all your soul and with all your mind.' This is the first and greatest commandment.

And the second is like it: 'Love your neighbor as yourself.'

Matthew 22:36-39

Day 4

What do the individual terms mean? • The fruit of patience: Enduring love • The fruit of joy: Rejoicing love (pages 70-72)

See verses on pages 71-72

Who do you know that strongly reflects God's patience? How so?

Who do you know that strongly reflects God's joy? How so?

Day 5

The fruit of peace: Reconciling love • The fruit of faithfulness: Reliable love (pages 73-74)

See verses on pages 73-74

Who do you know that strongly reflects God's peace? How so?

Who do you know that strongly reflects God's faithfulness? How so?

Day 6

The fruit of goodness: Correcting love • The fruit of kindness: Amiable love (pages 75-76)

See verses on pages 75-76

Who do you know that strongly reflects God's goodness? How so?

Who do you know that strongly reflects God's kindness? How so?

Day 7

The fruit of self-control: Disciplined love • The fruit of gentleness: Humble love • Love is indivisible (pages 77-80)

See verses on pages 77-78

Who do you know that strongly reflects God's self-control? How so?

Who do you know that strongly reflects God's gentleness? How so?



Visit the web site for the chance to meet and hear stories from other School of Love classmates around the world.

Part 1:
The School
of Love

Week 5: Meeting plan

Pre-meeting checklist

I have...

- followed up anyone who wasn't able to make it to the last meeting to ensure that they are alright and to see if they need help with anything. And, if appropriate, have encouraged them to keep on track with the study outline.
- completed this week's readings and reflections myself.
- read through this week's meeting outline and made adjustments to suit my classmates and the time available.
- downloaded and made copies of the Week 6 reading guide for each person (unless they have their own copy of this workbook).
- downloaded and made copies of Part 2 of this workbook for each person (unless they have their own copy of this workbook).
- organized or delegated responsibility for any decorations, props or food required for setting the scene this week.



Visit the web site for

- copies of this week's handouts.
- other 3 Colors of Love result presentation options and additional research information using the Growth Tracker.
- additional 3 Colors of Love research information.

Optional setting the scene ideas

- Prepare a large sheet of cardboard with the names of the eight Fruit of the Spirit on it with the title at the top "Our lovely fruit shop." At some stage during your meeting, invite your classmates to write under the name of each fruit the names of people in their world who are great examples of that aspect of love.
- Display eight different kinds of fresh fruit in the centre of your meeting place. Throughout your meeting, encourage your classmates to taste one or more of the fruits that they have never or rarely tried.

Loving God and one another (_____ minutes)

Recite the School of Love memory verse together. Then ask the group to share something to honor God's love for them or honor the love shown by another member of the group. Give them about 30 seconds each.

Discussion time (_____ minutes)

1. Ask your classmates to recall your group's *highest* fruit. Then ask them who they know of in the group or outside the group who reflects that fruit very well. Ask them what that looks like in practical terms.
2. Now ask them to recall your group's *lowest* fruit. Turn together in *The 3 Colors of Love* book to the page that presents that fruit and take turns in reading it together. Ask your classmates to share what that deficiency looks like in practical terms—first for your group and then perhaps for themselves.

Week 6 reading guide (_____ minutes)

Distribute the Part 2 handout including the Week 6 reading guide. Then read the introduction to the reading guide.

What to bring for next week's celebration (_____ minutes)

Present the idea to your classmates of having a special celebration next week as part of your final formal meeting in the School of Love. Encourage them to think of creative love-related contributions they could bring along to bless the rest of your class. Ideas could include...

- a musical presentation or a poem.
- a dinner for which each person brings a surprise plate of food without discussing with the other members what they are bringing. If all of you bring colored ice cream, then ice cream is what you eat!
- a Scripture passage or verse you think would really encourage someone and a brief explanation.
- inexpensive mystery gifts to be randomly taken out of a box at the end of the meeting.
- a new copy of *The 3 Colors of Love* as a symbol of your commitment to take another person through the process.
- anything else you can dream up!

(If your weekly meetings have tight time constraints on them, you might decide it better to push the School of Love celebration back to the week after your Week 6 meeting to make it a more relaxed occasion. If so, make sure that everyone is clear about the date.)

Prayer ideas (_____ minutes)

- Thank God for the people who have most shown you his love. Take time to truly consider that it is God's love you are seeing being reflected in them.
- Thank God for the development of your highest fruit and rejoice in your partnership with God in that area.
- Ask God for the courage to continue to grow in your lowest fruit.
- Thank God for the sense of worth you experience by seeing his Spirit at work in you to reflect his love more brightly.
- Pray for those in your care that they will not only see and learn from your highest fruit, but that they will see in you a person who is prepared to be pruned for greater fruitfulness and that they will be influenced to do likewise.




(If you are meeting in a group of more than 3 people) To encourage open discussion each week, first ask questions of those who usually only share if asked, followed by those who rarely speak at all, and finish with those who are always willing to say something.

Part 1:
The School
of Love

Week 6: Leaving school on your Three-Color Love Cycle

In this last formal week of the School of Love, you will begin using the Three-Color Love Cycle. It is a process that will continue guiding your growth in love for the rest of your life. Rather than finding yourself coming to the end of yet another program, the cycle will help carry you forward based on all you have learnt over the last five weeks. It also provides you with a very simple pathway on which to guide others toward more fully reflecting God's love in their lives.

Until now, *The 3 Colors of Love* process has been reasonably prescriptive with specific readings, questions and exercises. From this point on though, it is very important that you make the transition to applying the principles you have learnt to the unique circumstances of your everyday life. It is this step that can be the most challenging, but at the same time, by far the most rewarding in bringing the fullness of God's love to your world.



Make sure you give yourself plenty of time this week to prepare your contribution to your class celebration.

Day 1

Breathing love in, and breathing it out

Read pages 46-47 of *How to Implement the 3 Colors of Love*.

He who is full loathes honey, but to the hungry even what is bitter tastes sweet. —Proverbs 27:7

When it comes to the fullness of love, in which area do you think you are most underdeveloped—breathing in, or breathing out? Why?

Day 2

Taking the time to grow in love

Read pages 48-49 of *How to Implement the 3 Colors of Love*.

Perseverance must finish its work so that you may be mature and complete, not lacking anything. —James 1:4

Who do you know that tends to live their life in the past? ...in the present? ...in the future?

Day 3

The six stages of the Love Cycle

Read pages 50-53 of *How to Implement the 3 Colors of Love*.

Do not conform any longer to the pattern of this world, but be transformed by the renewing of your mind. Then you will be able to test and approve what God's will is—his good, pleasing and perfect will. —Romans 12:2

Which stage of the Love Cycle are you likely to struggle with? Which stage is likely to be your strength?

Day 4

Your Love Cycle partnership

Read pages 54-55 of *How to Implement the 3 Colors of Love*.

Though one may be overpowered, two can defend themselves. A cord of three strands is not quickly broken. —Ecclesiastes 4:12

What clear benefits would come from you partnering with at least one other person as you seek to grow in love?

Day 5

A Love (more) Letter

Read pages 56-57 of *How to Implement the 3 Colors of Love*.

Simply let your 'Yes' be 'Yes,' and your 'No,' 'No'; anything beyond this comes from the evil one. —Matthew 5:37

Are you prepared to commit to even a short season of cyclical growth to see what might happen? If so, complete the *Love (more) Letter* exercise. If you are not, be serious in thinking about why you feel this way.

Day 6

Push-start cycle plan ideas

Read pages 58-62 of *How to Implement the 3 Colors of Love*.

Read through the push-start cycle plan ideas for your lowest fruit and select one that you will try over the next two days until your Week 6 meeting. Feel free to modify the plans and don't worry about getting the perfect plan in place. Just begin to cycle something that you believe will help you to grow. If instead you have thought of your own unique plan related to your lowest fruit, then by all means start applying that.

What is your initial plan for growing in love from this point forward?


Day 7

Prepare to celebrate

On this the last day of the formal part of the School of Love, finalize your contribution to your class celebration.

Rejoice in the Lord always. I will say it again: Rejoice! —Philippians 4:4

What will be your celebration offering to your classmates and to God?



School of Love memory verse

Teacher, which is the greatest commandment in the Law?

Jesus replied: 'Love the Lord your God with all your heart and with all your soul and with all your mind.' This is the first and greatest commandment.

And the second is like it: 'Love your neighbor as yourself.'

Matthew 22:36-39



Visit the web site for the chance to meet and hear stories from other School of Love classmates around the world.

Part 1:
The School
of Love

Week 6: Meeting plan

Pre-meeting checklist

I have...

- followed up anyone who wasn't able to make it to the last meeting to ensure that they are alright and to see if they need help with anything. And, if appropriate, have encouraged them to keep on track with the study outline.
- completed this week's readings and reflections myself.
- read through this week's meeting outline and made adjustments to suit my classmates and the time available.
- organized or delegated responsibility for my part of the celebration this week.
- considered empowering one of my classmates with a copy of *How to Implement The 3 Colors of Love* as recognition of their potential to lead others through the process.



Visit the web site for free web site accounts for your classmates to be kept up to date with developments in *The 3 Colors of Love* community.

Optional setting the scene ideas

Setting the scene this week will mainly relate to your celebration plans, but you may like to include other setting the scene ideas from previous weeks as a reminder of the journey you have taken.

Loving God and one another (_____ minutes)

Recite the School of Love memory verse together. Then ask the group to share something to honor God's love for them or honor the love shown by another member of the group. Give them about 30 seconds each.

Discussion time (_____ minutes)

Ask one or two of the questions from the Week 6 reading guide that you feel would help start some good discussion in your group.

Practice Love Cycle meeting (_____ minutes)

Having looked at a push-start cycle plan idea or a personalized plan for a couple of days, it's time to have your first Love Cycle Meeting. If you have a larger group, ask your classmates to join together in groups of just two or three people. Suggest that they might connect with at least one person with a different or opposite 3 Colors of Love profile to their own.

1. Ask them to turn to the *Three-Color Love Cycle Meeting Outline* (page 63) and read the instructions together.
2. Ask them to select one person who will be asked the questions.
3. Encourage the others to take turns in asking the test questions.
4. When the person being tested has a clearer understanding and a revised plan, conclude the cycle meeting.

The greatest power on planet earth (_____ minutes)

Take turns reading together pages 140-142 of *The 3 Colors of Love*.

Being a revolutionary for love (_____ minutes)

The final important task before class is dismissed and you celebrate the end of the formal part of the School of Love, is to challenge and encourage your classmates about their next steps.

1. Ask them to share about one major lesson they have learnt in the school and what their plans are for the next stage of growth in love. If they have completed a *Love (more) Letter*, invite them to tell the group what they are committing to and affirm them for it.
2. Read the following to the group.

Therefore go and make disciples of all nations, baptizing them in the name of the Father and of the Son and of the Holy Spirit, and teaching them to obey everything I have commanded you. And surely I am with you always, to the very end of the age. —Matthew 28:19-20

By this all men will know that you are my disciples, if you love one another. —John 13:35

3. Share with your classmates what facilitating the class has meant for you and encourage them one final time to seriously consider how taking others through the School of Love could be one of the greatest contributions they could make toward fulfilling the Great Commission and seeing love come on Earth as it is in Heaven.

Prayer (_____ minutes)

Spend some time giving thanks to God for all he has shown you during the School of Love and boldly bring your requests to him regarding the next stage of your love journey. Then finish with this School of Love prayer.

*Lord, you are love, and you created the world to
grow in countless cycles that surround us and of which we are a part.*

*While your timeless cyclical principles remain unchanged,
they take us to a different place
in our lives with every revolution.*


*You allow us to start from wherever we are and eagerly await our return
after any time we have strayed on the journey.*

*We long to feel the breath of your love and your love through others fill
our souls, and intently watch our world change
as we breathe it out again.*

*Lord, let the passing of time not just make us older,
but more loving as well. Amen*

Celebration time

Have a great time of celebration together!



*If you would like to
continue with the
process of growing
in love, consider
taking your group
through the Fruit
of the Spirit Bible
studies in Part 3
(page 67) of this
workbook over the
coming weeks.*